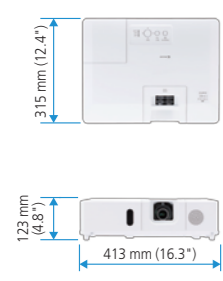


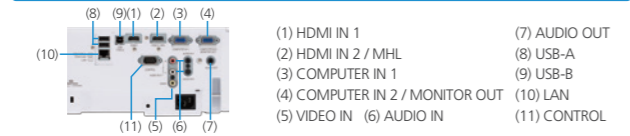
Specifications			
Model name	MC-EU5001	MC-EW5001	MC-EX5001
Display system	3LCD		
Display Size of effective display area	0.64" aspect ratio 16 : 10	0.59" aspect ratio 16 : 10	0.63" aspect ratio 4 : 3
Number of pixels	2,304,000 pixels H : 1,920 × V : 1,200 (WUXGA)	1,024,000 pixels H : 1,280 × V : 800 (WXGA)	786,432 pixels H : 1,024 × V : 768 (XGA)
Lens	Zoom Focus Manual (1.6x) Manual		
Light source	280 W Lamp		
Screen size	30 - 300 inch		
Light output (Brightness)*1	5,000 lm	5,000 lm	5,200 lm
Contrast ratio (full white / full black)*2	16,000 : 1		
Speaker	16 W × 1 mono		
Displayable scanning frequency	Horizontal 15k ~ 106 kHz Vertical 50 ~ 120 Hz		
Display resolution	Computer VGA, SVGA, XGA, WXGA, WXGA+, SXGA, SXGA+*3, WSXGA+*4, UXGA, Full HD, Mac 16", WUXGA*5*6 Video NTSC, NTSC4.43, PAL SECAM, PAL-M, PAL-N, PAL(60 Hz), 480i@60, 480p@60, 576i@50, 576p@50, 720p@50/60, 1080i@50/60, 1080p@50/60		
Terminals	COMPUTER IN 1 Mini D-sub 15-pin connector × 1 COMPUTER IN 2 / MONITOR OUT Mini D-sub 15-pin connector × 1 VIDEO IN RCA connector × 1 HDMI IN HDMI (HDCP compliant) × 2 (HDMI 2 supports MHL input.) AUDIO IN 3.5mm stereo mini connector × 2, RCA connector L/R × 1 AUDIO OUT 3.5mm stereo mini connector × 1 CONTROL IN (RS-232C) D-sub 9-pin connector × 1 LAN RJ-45 connector × 1 USB-A USB type A × 2 (PC-LESS Presentation or Wireless adapter (option)) USB-B USB type B × 1 (USB mouse control) USB type B × 1 (USB display, or USB mouse control)		
Network	Wired 100BASE-TX / 10BASE-T Wireless (Option*7) IEEE 802.11a/b/g/n/ac IEEE 802.11b/g/n		
Operating temperature	5 - 35 °C		
Operating humidity	10 - 90%RH (non-condensing)		
Power requirements	AC 100 V - 120 V (50/60 Hz) : 4.3 A AC 100 V - 120 V (50/60 Hz) : 4.1 A AC 220 V - 240 V (50/60 Hz) : 2.1 A AC 220 V - 240 V (50/60 Hz) : 2.0 A		
Power consumption	AC 100 V - 120 V (50/60 Hz) : 410 W AC 100 V - 120 V (50/60 Hz) : 400 W AC 220 V - 240 V (50/60 Hz) : 400 W AC 220 V - 240 V (50/60 Hz) : 390 W		
Standby mode power consumption	Less than 0.35W at saving mode*8		
Standard outside dimensions (W × H × D)	413 × 123 × 315 mm (16.3" × 4.8" × 12.4") (Including protruding parts), 407 × 108 × 312 mm (16.0" × 4.3" × 12.3") (Excluding protruding parts)		
Weight	Approx. 5.3 kg (11.7 lbs) Approx. 5.2 kg (11.5 lbs)		
Accessories	Power cord, Computer cable, Remote controller with two AA batteries, Adapter cover (for USB wireless adapter), Security label, User's manual (Book, CD), Lens cover, Application CD, HDMI cable holder, Cable tie		
Optional parts	USB Wireless Adapter USB-WL-5G*9 USB-WL-11N*9 Lamp DT02061 Air filter UX41161 Mounting accessories HAS-9110 (Bracket for fixing mount), HAS-1045 (Slim adapter for fixing mount), HAS-204L (Standard adapter for fixing mount), HAS-304H (Long adapter for fixing mount)		

*1 When PICTURE MODE is set to DYNAMIC, ACTIVE IRIS is set to OFF, and ZOOM position is WIDE (max). *2 When PICTURE MODE is set to DYNAMIC, ACTIVE IRIS is set to ON, and ZOOM position is WIDE (max). *3 Only for MC-EX5001 *4 Only for MC-EW5001 and MC-EU5001 *5 Only for MC-EU5001 *6 WUXGA (60 Hz) Reduced Blanking only. *7 Optional wireless adapter is needed. *8 SAVING mode disables the functions of MONITOR OUT, AUDIO OUT, speaker sound, network communication, RS-232C control except POWER ON command, etc. in standby. *9 The availability of the USB wireless adapter varies depending on the country and the region.

Dimensions



Terminals

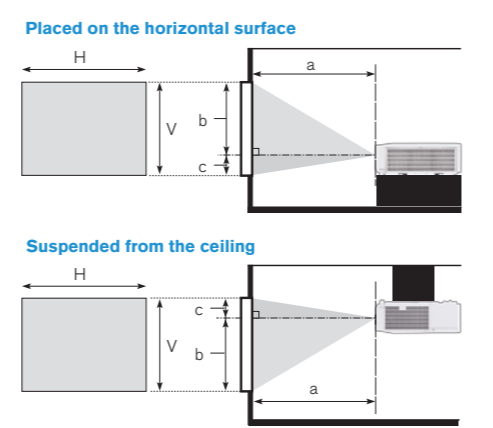


Environment

- Compliance with EU Directive RoHS*1
- Reduction of resin usage in production
Use of hot runners in molds for making upper housing in order to reduce mill ends.
- Power saving mode engaged during standby
- Eco mode Eco mode provides power saving.

*1 RoHS is the acronym of "Directive 2011/65/EU of the European Parliament and of the Council of 8 June 2011 on the restriction of the use of certain hazardous substances in electrical and electronic equipment".

Projection Distance



H × V : Screen size
a : Projection distance (from the projector's front panel to screen. Tolerance ±10%)
b : Screen height from lens center to top (when installed on a horizontal surface)
c : Screen height from lens center to bottom (when installed on a horizontal surface)
*The figures above are not drawn to scale.

MC-EX5001 4 : 3 screen (1,024 × 768)(±10%)

Screen type	Screen size		Projection distance a		Screen height							
	H	V	min.	max.	b	c						
60	1.2	48	0.9	36	1.6	65	2.7	106	76	30	15	6
80	1.6	64	1.2	48	2.2	87	3.6	143	102	40	20	8
100	2.0	80	1.5	60	2.8	110	4.6	180	127	50	25	10
120	2.4	96	1.8	72	3.4	133	5.5	217	152	60	30	12
150	3.0	120	2.3	90	4.2	167	6.9	272	191	75	38	15
200	4.1	160	3.0	120	5.7	224	9.2	363	254	100	51	20

MC-EW5001 16 : 10 screen (1,280 × 800)(±10%)

Screen type	Screen size		Projection distance a		Screen height							
	H	V	min.	max.	b	c						
60	1.3	51	0.8	32	1.7	69	2.9	113	73	29	8	3
80	1.7	68	1.1	42	2.4	93	3.9	152	97	38	11	4
100	2.2	85	1.3	53	3.0	117	4.8	191	121	48	13	5
120	2.6	102	1.6	64	3.6	141	5.8	230	145	57	16	6
150	3.2	127	2.0	79	4.5	177	7.3	288	182	72	20	8
200	4.3	170	2.7	106	6.0	238	9.8	385	242	95	27	11

MC-EU5001 16 : 10 screen (1,920 × 1,200)(±10%)

Screen type	Screen size		Projection distance a		Screen height							
	H	V	min.	max.	b	c						
60	1.3	51	0.8	32	1.6	63	2.6	104	70	28	10	4
80	1.7	68	1.1	42	2.2	86	3.6	140	94	37	14	5
100	2.2	85	1.3	53	2.7	108	4.5	176	117	46	17	7
120	2.6	102	1.6	64	3.3	130	5.4	212	141	55	21	8
150	3.2	127	2.0	79	4.2	164	6.8	266	176	69	26	10
200	4.3	170	2.7	106	5.6	220	9.1	357	234	92	35	14

—Design and specifications are subject to change without notice.

• The projected images and comparison photos in this catalog are simulations. • LCD panels, polarizers and other optical components and cooling fans may need replacement after prolonged usage. For more details, please consult a sales representative. • Do not use in places where there is a lot of water, dampness, steam, dust, soot or tobacco smoke. This may result in fire or malfunction. • Optical components (lamp, LCD panel, polarizing plate, PBS [polarizer beam splitter]) have limited service lives. They must be repaired or replaced if they are used for a long period of time. • These projectors use a mercury lamp with high internal pressure. Because of its properties, this lamp may burst with a loud noise or burn out if struck or after it has been used for a period of time. The time until it bursts or burns out varies greatly according to differences between lamps and usage conditions. Turning the lamp's power on and off frequently shortens its service life. • Optical components other than the lamp: If the projector is used for six hours or more per day, they may need to be replaced in less than a year. • LCD panel: If the projector is used continuously for six hours or more, its replacement cycle may be shortened. • Do not turn projector on again for ten minutes after shutdown. Neglect can shorten the lifetime or the lamp. During use and immediately after use, do not touch anywhere near the lamp and the vents as these parts are extremely hot. • This projector uses the 5GHz and 2.4 GHz radio frequency band, but depending on the country or region you are in, the channels that you can use might be limited. Please consult your dealer for information on the usable channels. • Each product may have differences of color, brightness and focus due to manufacture variation. • Windows® is a trademark, or a registered trademark of Microsoft Corporation in the United States and/or other countries. • Crestron Connected and the Crestron Connected Logo are registered trademarks of Crestron Electronics. • MHL, the MHL logo, and Mobile High-Definition Link are trademarks or registered trademarks of MHL, LLC in the United States and other countries. • HDMI, the HDMI Logo, and High-Definition Multimedia Interface are trademarks or registered trademarks of HDMI Licensing Administrator, Inc. in the United States and other countries. • All other trademarks are the properties of their respective owners.



Multifunctional model suitable for use in large classrooms including university classrooms and conference rooms





High Image Quality

ACCENTUALIZER and HDCR

ACCENTUALIZER makes pictures look more real by enhancing shade, sharpness, and gloss, to make pictures clearer. The HDCR function corrects blurred images caused by room lighting or outside light sources and creates an effect similar to increasing contrast resulting in clear images even in bright rooms.

* Comparison photos are simulations.

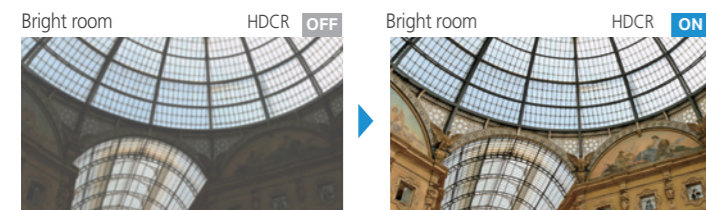



Image Optimizer

Equipped with IMAGE OPTIMIZER that maintains visibility of an image through automatic image correction in accordance with lamp consumption.

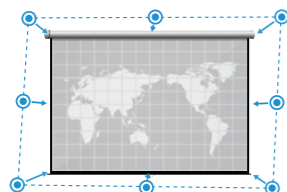
* This function may not work properly when HDCR/ACCENTUALIZER is ON.
* Comparison photos are simulations.



Convenient Functions

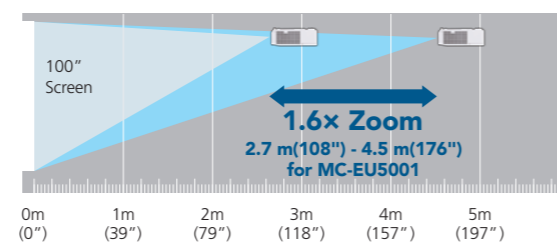
Perfect Fit

Equipped with Perfect Fit with which the position of four corners and four sides of a projected image can be adjusted. With the remote controller at hand, you can quickly correct the distorted image such as pincushion or barrel.



1.6x Zoom Lens

Featuring a powerful 1.6x manual zoom lens, the projectors allow for a greater range of installation possibilities.



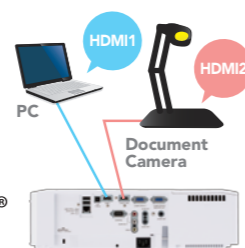
MHL® connectivity

The projectors' HDMI2 input terminal supports the MHL (Mobile High-Definition Link). This feature allows you to mirror the screen of your MHL-enabled smartphone / tablet on a projected screen.




2 HDMI inputs

Equipped with 2 HDMI input terminals for the current widely-used interface.



Easy Schedule Setting

You can schedule routine and special projector events, including power on, power off, input selection and other settings.



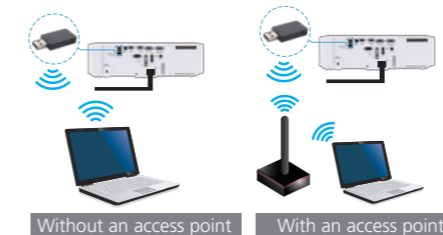
*Local availability may be limited.



Network Function / Capability

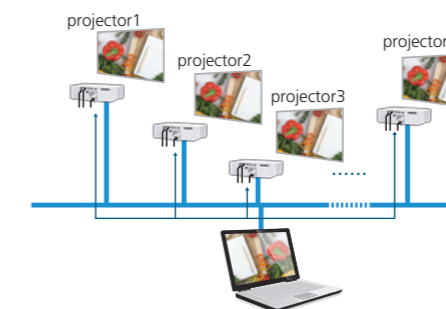
Wireless Capability (Option)

The Projector is capable of a wireless network with the optional USB wireless adapter. You can control the projector with a computer via the network, and also project the screen of the computer on which the LiveViewer software is installed.



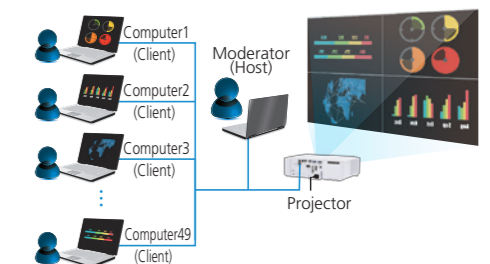
Multi Projector*1

You can project the same image from up to 12*2 projectors simultaneously. This is useful for meetings and lectures in large venues where a single screen would not be sufficient.



Moderator Control Mode*1

Setting one computer from the multiple computers (up to 50*3) that are connected to the projector as the moderator (host) makes it possible for the moderator to project the image from all the computers (clients).



Smart Device Control

Using the dedicated free online application Projector Quick Connection, you can control the projector from a tablet or smart phone. In addition, you can project images, documents, and photos on the smart device.


*Projector need to be connected to network.
*See the Maxell website for details
<http://proj.maxell.co.jp/en/>



*This picture shows an example of network connection using optional wireless adapter.

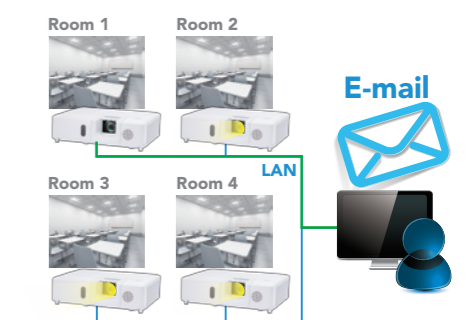
Projector Monitoring and Control from a Remote Location

Maxell's Projector Management Software (PjMan) gives you the ability to control, diagnose and manage (monitor the status including power, lamp hours, and temperature and air filter conditions) a single or group of Maxell projectors.



Email Alerts

E-mail notification is sent for routine maintenance and error conditions.



High Reliability

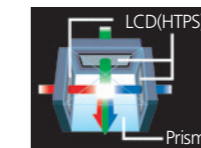
Hybrid Filter



The Hybrid Filter requires less frequent maintenance and cleaning, making 10,000hr of operation possible*.

*This is an estimate of the acceleration test performed under the condition of 50mg/m³ suspension dust concentration using JIS (Japanese Industrial Standards) standard powder. Cleaning intervals vary depending on the use environment.

3LCD chips with Inorganic Alignment Layers



HTPS (High Temperature Poly-Silicon)

These Maxell LCD projectors incorporate three LCD panels with inorganic alignment layers that are light resistant, increasing brightness and contrast ratio. They provide smooth images and high reliability.