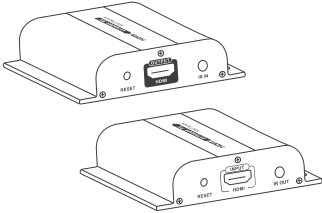


### HDBiT HDMI Extender

User manual




- INTRODUCTION**


HDMI HDBiT extender, takes the advantages of the latest transmission technology - HDBiT, extends your HDMI video/audio with the resolution of 1080p/60Hz up to 120m(394 feet) via single network cable. Supports IR signal transmission, to control media playback of the signal source device at the display location.

**Important Safety instructions:**


  - Do not mix up the HDMI EXTENDER sender and HDMI EXTENDER receiver, and the IR blaster and IR receiver.
  - Do not plug-in/out the cables, when it is in using.
  - Use DC 5V power supply only. Make sure the specification matched if using 3rd party DC adapters.
- Package Contents**




HDMI EXTENDER sender TX ×1pcs




HDMI EXTENDER receiver RX ×1pcs




User Manual ×1pcs



DC5V/1A ×2pcs



IR blaster extension cable ×1pcs

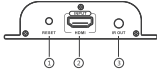


IR receiver extension cable ×1pcs

**Note :** above accessory content is regular package for a kit. If you buy HDMI extender TX or HDMI extender RX separately, the package contents would be different.

- Installation Requirements**
  - HDMI source device (computer graphics card, DVD, PS3, HD monitoring equipment etc).

- Panel Description**
  - HDMI EXTENDER TX (Sender)**

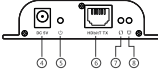


1. Reset

2. HDMI signal input

3. IR signal output to connect with blaster extension cable

4. Power input (DC5V)




5. Power Light

6. HDBiT signal output

7. Data transmission light

8. Network link light
  - HDMI EXTENDER RX (Receiver)**




1. Reset

2. HDMI signal output

3. IR signal input to connect with IR receiver extension cable

4. Power input (DC5V)



5. Power Light

6. HDBiT signal input


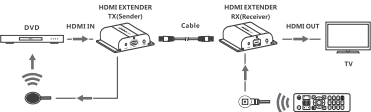
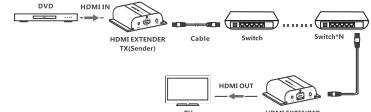
7. Data transmission light

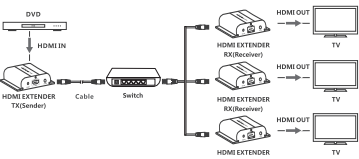
8. Network link light

- Installation Procedures**
  - How to make a Cat5e/6 network cable**

Follow the standard of IEEE-568B:

1-Orange/white	4-Blue	7-Brown/white
2-Orange	5-Blue/white	8-Brown
3-Green/white	6-Green	


  - Connections**
    - Point to Point connection:** Up to 120 meters transmission distance over single CAT6 (High quality cable can reach 150 meters).
    - Router Connection:** By using network router/repeater, realize unlimited extension.
    - One-to-many Connection:** By using network router/switch, one sender to several receivers, realize extender & splitter function.



**Note:** Gigabit (1000Mbps) switcher is recommended in LAN transmission.

- IR User Guide**
- IR blaster extension cable should plug-in the IR-out port of TX (Sender) of HDMI extender, and the IR receiver extension cable should plug-in the IR-out port of the RX (Receiver) of HDMI extender.
- The emitter of IR blaster should as close as possible to the IR receiver of the signal source device.
- Using the IR remote controller of the signal source device towards the IR receiver (connected to the RX of HDMI extender), to remote control source media playback.
- FAQ**

**Q :** TV display "Waiting for connection" on the right corner?  
**A :** Please check if the power supply of TX (Sender) and switcher (if used) is connected, and make sure connecting cable is firmly.

**Q :** TV display "Please check the TX input signal" ?  
**A :** 1) please check if there is a HDMI signal input of TX.  
2) Try to connect the signal source directly to display device to see if there is signal output from source device or change the signal source, HDMI wire and try again.

**Q :** Display not fluent, not stable?  
**A :** 1) Please check the cable length between the TX to switch, the switch to the RX and the connection between each level is within the required range.  
2) Click the "reset" button on the TX/RX front panel, reset and reconnect.

- Specification**

Items	Specifications
HDMI Signal	Compatible with HDCP
transport protocol	HDBiT
Support resolutions	480i@60Hz, 480p@60Hz, 576i@50Hz, 576p@50Hz, 720p@50/60Hz, 1080i@50/60Hz, 1080p@50/60Hz
Network Cable	UTP/STP Cat5/5e/6
Transmission distance	Up to 120 meters transmission distance for 1080p 60Hz Full HD over single CAT6
IR signal	Supports 20~60KHz IR devices
Working Temperature	0℃~60℃
Power Supply	DC5V/1A
Power Consumption	TX: 3.5W; RX: 3W
Dimensions	96.8(W) x 94(D) x 23.7(H)mm *2PCS
Weight	TX: 145g RX: 142g
Color	Black
- Disclaimer**

The product name and brand name may be registered trademark of related manufacturers. TM and ® may be omitted on the user manual. The pictures on the user manual are just for reference, and there may be some slight difference with the real products.

We reserve the rights to make changes without further notice to a product or system described herein to improve reliability, function or design.